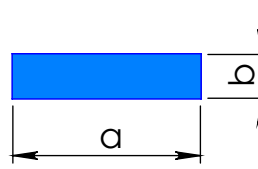
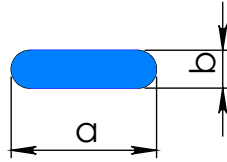
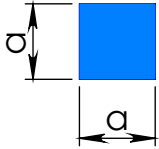


STANDART PROFİLLER / STANDARD PROFILES



DİKDÖRTGEN LAMALAR / FLAT BARS

Profil No	a - b mm	Kg/m	Profil No	a - b mm	Kg/m	Profil No	a - b mm	Kg/m	Profil No	a - b mm	Kg/m
272	15 x 2	0.081	231	40 x 15	1.626	252	80 x 10	2.168	267	150 x 10	4.065
273	15 x 3	0.122	233	40 x 25	2.710	311	80 x 12	2.600	268	150 x 15	6.097
208	20 x 3	0.163	326	50 x 3	0.407	307	80 x 15	3.252	269	150 x 20	8.130
305	20 x 3.5	0.190	291	50 x 5	0.678	254	80 x 20	4.336	270	150 x 25	10.162
209	20 x 5	0.271	275	50 x 8	1.086	255	80 x 30	6.504	271	150 x 30	12.195
210	20 x 8	0.434	237	50 x 10	1.355	256	80 x 40	8.672	306	156 x 4	1.691
211	20 x 10	0.542	323	50 x 15	2.032	299	100 x 1.5	0.407	293	170 x 8	3.686
212	20 x 15	0.813	290	50 x 20	2.710	257	100 x 3	0.813			
214	25 x 3	0.203	290	50 x 25	3.388	297	100 x 4	1.084			
215	25 x 5	0.339	236	50 x 30	0.406	258	100 x 10	2.710			
216	25 x 10	0.677	242	53 x 19	2.729	259	100 x 15	4.065			
217	25 x 15	1.016	276	55 x 8	1.193	260	100 x 20	5.420			
219	26 x 2.5	1.671	301	60 x 1.3	0.211	261	100 x 30	8.130			
220	29.5 x 3	0.240	243	60 x 10	1.626	324	100 x 40	10.840			
221	30 x 3	0.244	313	60 x 12	1.950	262	100 x 50	13.550			
222	30 x 5	0.406	244	60 x 15	2.439	263	100 x 60	16.260			
312	30 x 7	0.570	245	60 x 20	3.252	294	102 x 20	5.529			
223	30 x 10	0.813	246	60 x 30	4.878	295	102 x 25	6.911			
224	30 x 15	1.219	247	60 x 40	6.504	296	102 x 30	8.292			
225	30 x 20	1.626	248	60 x 45	7.317	280	110 x 6	1.789			
274	33 x 5	0.447	250	65 x 40	7.046	264	120 x 10	3.252			
302	40 x 1.2	0.130	298	70 x 1.6	3.035	309	120 x 12	3.905			
232	40 x 2	0.217	277	70 x 9.9	1.878	304	120 x 15	4.880			
227	40 x 3	0.325	278	70 x 10	1.895	265	120 x 20	6.504			
228	40 x 3.5	0.379	300	80 x 1.4	0.301	266	120 x 28	9.105			
229	40 x 5	0.542	251	80 x 5	1.084	292	130 x 8	2.820			
230	40 x 10	1.084	279	80 x 9.9	2.146	281	150 x 5	2.033			



KARE ÇUBUK SQUARE BARS		
Profil No	a mm	Kg/m
202	10 x 10	0.271
205	15 x 15	0.609
213	20 x 20	1.084
218	25 x 25	1.693
226	30 x 30	2.439
234	40 x 40	4.336
235	45 x 45	5.487
249	60 x 60	9.756

RADÜSLİ LAMA RAUND BARS		
Profil No	a - b mm	Kg/m
282	14.76 x 4.76	0.177
283	28 x 4.5	0.325
284	28 x 6	0.434
285	40 x 10	1.025
286	58 x 4.5	0.697
287	58 x 6	0.922
288	50 x 6	0.791
289	80 x 7.5	1.594
308	30 x 3	0.239